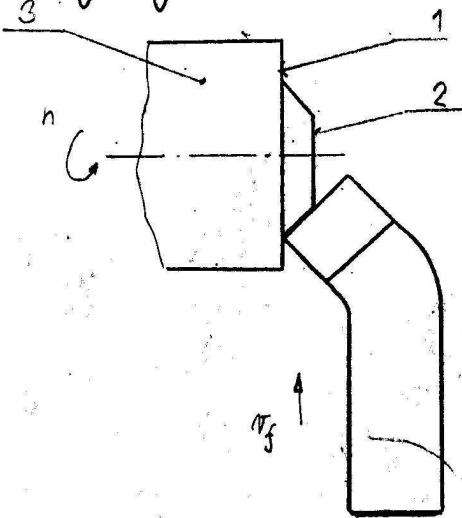


Vyhnutý vberací nôž

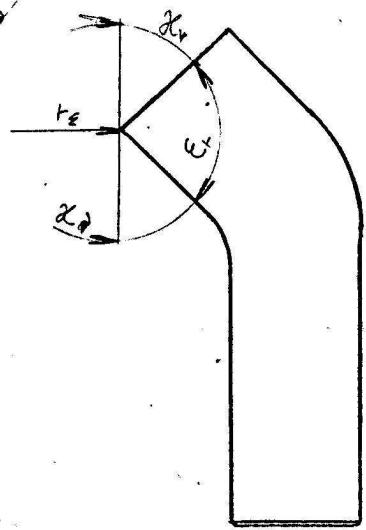
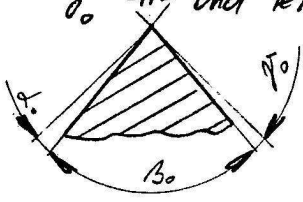
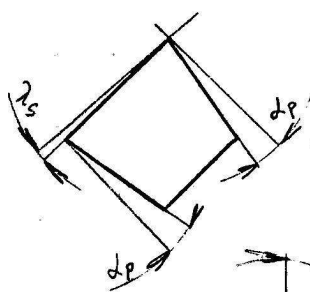


$$r_f = \frac{f}{\delta \cdot n}$$

- 1 - obrobená plocha
- 2 - plocha ~~rezu~~ prechodová
- 3 - neobrobena plocha

Geometria rezúceho klinu

- α_0 - úhol chrbta
- β_0 - úhol rezúceho klinu
- γ_0 - úhol čela
- δ_0 - úhol rezúcej hrany



- α_r - úhol nastavenia rez. hrany
- ϵ_r - úhol hrotu
- λ_s - úhol sklonu rezúcej hrany